

We're here to help. If you have any questions or problems with setup or using the product please contact our Customer Service before returning the product.

email
info@phonedrs.com

or call toll-free
1-844-368-7905

Monday-Friday 8:00am to 5:00pm ET

We are a USA company based in Tennessee and pride ourselves with taking exceptional care of our customers.

CAUTION: This device complies with Part 15 of the FCC Rules / Innovation, Science and Economic Development Canada's licence-exempt RSS(s). Operation is subject to the following two conditions: (1) this device may not cause harmful interference. (2) this device must accept any interference received, including interference that may cause undesired operation.

L'émetteur/récepteur exempt de licence contenu dans le présent appareil est conforme aux CNR d'Innovation, Sciences et Développement économique Canada applicables aux appareils radio exempts de licence. L'exploitation est autorisée aux deux conditions suivantes:

1. L'appareil ne doit pas produire de brouillage;
2. L'appareil doit accepter tout brouillage radioélectrique subi, même si le brouillage est susceptible d'en compromettre le fonctionnement.

To satisfy RF exposure requirements, a separation distance of 5 mm or more should be maintained between the antenna of this device and persons during device operation. To ensure compliance, operations at closer than this distance is not recommended.

L'antenne installée doit être située de façon à ce que la population ne puisse être exposée à une distance de moins de 5 mm. Installer l'antenne de façon à ce que le personnel ne puisse approcher à 5 mm ou moins de la position centrale de l'antenne. La IC des états-unis stipule que cet appareil doit être en tout temps éloigné d'au moins 5 mm des personnes pendant son fonctionnement.

Changes or modifications not expressly approved by the party responsible for compliance could void the user's authority to operate the equipment.

This equipment has been tested and found to comply with the limits for a Class B digital device, pursuant to part 15 of the FCC Rules. These limits are designed to provide reasonable protection against harmful interference in a residential installation. This equipment generates uses and can radiate radio frequency energy and, if not installed and used in accordance with the instructions, may cause harmful interference to radio communications. However, there is no guarantee that interference will not occur in a particular installation. If this equipment does cause harmful interference to radio or television reception, which can be determined by turning the equipment off and on, the user is encouraged to try to correct the interference by one or more of the following measures:

- Reorient or relocate the receiving antenna.
- Increase the separation between the equipment and receiver.
- Connect the equipment into an outlet on a circuit different from that to which the receiver is connected.
- Consult the dealer or an experienced radio/TV technician for help.

PHONEDRS.
DRY • RECHARGE • SANITIZE

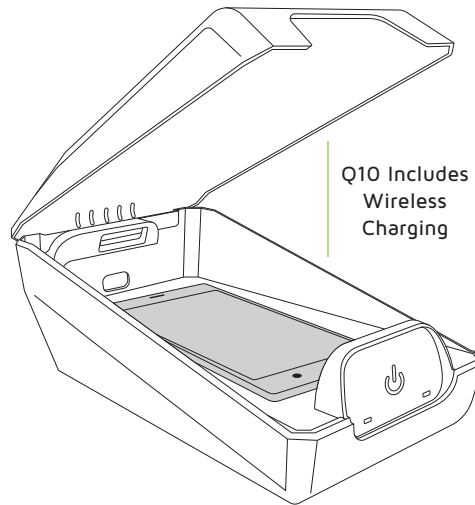
1-844-368-7905 | PHONEDRS.com | info@phonedrs.com

FCC ID: 2AX37-PDQ1TEF
IC: 26660-PDQ1TEF



Model Number PDQ1TEF

QUICK START GUIDE

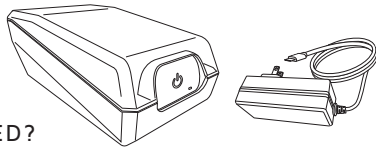


Q10 Includes
Wireless
Charging

PHONEDRS.
Q10
DRY. RECHARGE. SANITIZE.

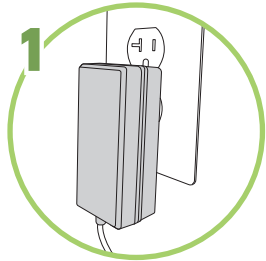
PRODUCT SUPPORT
1-844-368-7905

WARRANTY INFORMATION
www.PHONEDRS.com/warranty/

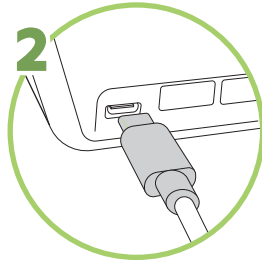


WHAT'S INCLUDED?

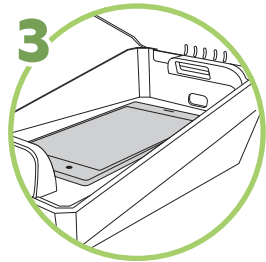
QUICK START



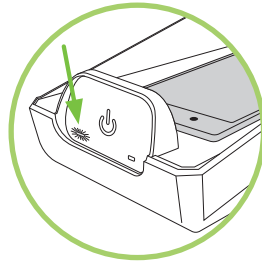
1 Plug the power plug into an electrical outlet.



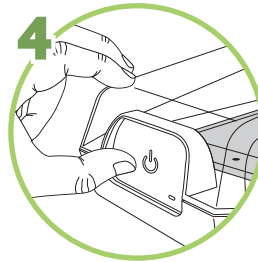
2 Plug the other end into the micro-USB port on PHONEDRS.



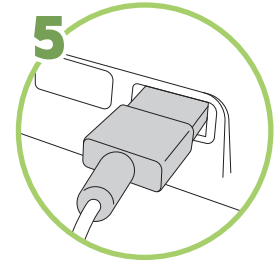
3 Place your phone on the tray.



The white LED will light to confirm your phone is charging.



4 Close the lid.



5 PHONEDRS has two USB ports in back for charging additional items (watch or other electronic devices).



OR



6 Close the lid and touch the power button.

Touch for 1 SECOND for sanitizing (5 min.) and drying (6 hrs.).

Touch and Hold for 3 SECONDS for sanitizing (5 min.) only.

PHONEDRS will shut off automatically at the end of the cycle.

Interrupt the cycle at any time by lifting the lid.

The cycle will not restart once the lid is closed.

Touch the power button for one second to restart the cycle.

Remember to register your PHONEDRS
www.PHONEDRS.com/warranty

Need assistance?

1-844-368-7905 | info@phonedrs.com

The sanitizing cycle reduces 99.9% of bacteria, specifically Staphylococcus Aureus.